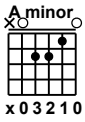


Windy and Warm (melody part)

John Loudermilk / Chet Atkins

Duet Arrangement by Rod Vervest
TablEdited by Craig Sinclair

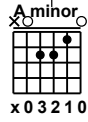
Capo II (A minor position)



8va

Intro

1.



8va

2.

Part A1

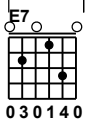
Po

Sl

Po

Po

5



8va

9

Sl

Po

Sl

Po

Po

Po

Po

Musical notation for measures 12-16. The staff is in treble clef with a key signature of one sharp (F#). The melody consists of eighth and quarter notes. A double bar line with repeat dots is placed after measure 15. The word "Sva" is written below the first measure.

Alternative A1 ending

12

Guitar TAB for measures 12-16. The notation shows fret numbers for each string. Measure 12: E2 (0), E2 (0), E2 (0), E2 (0), E2 (0), E2 (0). Measure 13: E2 (0), E2 (0), E2 (0), E2 (0), E2 (0), E2 (0). Measure 14: E2 (0), E2 (0), E2 (0), E2 (0), E2 (0), E2 (0). Measure 15: E2 (0), E2 (0), E2 (0), E2 (0), E2 (0), E2 (0). Measure 16: E2 (0), E2 (0), E2 (0), E2 (0), E2 (0), E2 (0). The word "Po" is written above measure 16.

Musical notation for measures 17-21. The staff is in treble clef with a key signature of one sharp (F#). The melody consists of eighth and quarter notes. A double bar line with repeat dots is placed after measure 20. The word "Sva" is written below the first measure.

17

Guitar TAB for measures 17-21. The notation shows fret numbers for each string. Measure 17: E2 (0), E2 (0), E2 (0), E2 (0), E2 (0), E2 (0). Measure 18: E2 (0), E2 (0), E2 (0), E2 (0), E2 (0), E2 (0). Measure 19: E2 (0), E2 (0), E2 (0), E2 (0), E2 (0), E2 (0). Measure 20: E2 (0), E2 (0), E2 (0), E2 (0), E2 (0), E2 (0). Measure 21: E2 (0), E2 (0), E2 (0), E2 (0), E2 (0), E2 (0). The word "Po" is written above measures 18, 19, and 20.

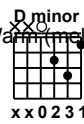
A minor chord diagram showing the fretboard with fingerings: x03210. The diagram shows the strings and frets with dots indicating finger positions.

Musical notation for measures 22-26. The staff is in treble clef with a key signature of one sharp (F#). The melody consists of quarter notes. The word "Sva" is written below the first measure.

Part A2

22

Guitar TAB for measures 22-26. The notation shows fret numbers for each string. Measure 22: E2 (0), E2 (0), E2 (0), E2 (0), E2 (0), E2 (0). Measure 23: E2 (0), E2 (0), E2 (0), E2 (0), E2 (0), E2 (0). Measure 24: E2 (0), E2 (0), E2 (0), E2 (0), E2 (0), E2 (0). Measure 25: E2 (0), E2 (0), E2 (0), E2 (0), E2 (0), E2 (0). Measure 26: E2 (0), E2 (0), E2 (0), E2 (0), E2 (0), E2 (0).



8va

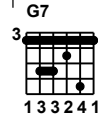
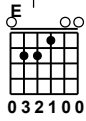
26

TAB

5 7 8 7 | 5 8 5 8 | 1 0-1-0 3

0 7 0 7 | 0 7 0 7 | 0 3 2 3

H Po



8va

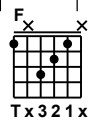
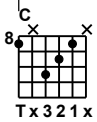
29

TAB

0 0-1-0 3 1-0 | Part A1 | 3 4 5 | 6 5 3 | 4 4 4 | 5 5

0 0-1-0 3 1-0 | Part A1 | 3 3 3 | 3 3 3 | 3 3 3 | 3 3 3

H Po



8va

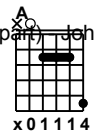
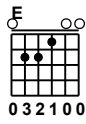
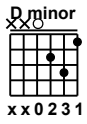
33

TAB

8 9 10 | 11 10 8 | 1 2 3 | 3 4 3 1 | 8 9 10 | 10 10 10 | 1 1 3 | 3 3 2

8 8 8 | 8 8 8 | 1 1 3 | 3 3 2 | 8 8 8 | 8 8 8 | 1 1 3 | 3 3 2

Sl

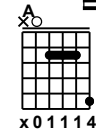
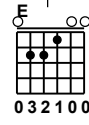


Musical staff with treble clef, 8va marking, and notes for measures 37-40.

Tablature for measures 37-40, including fret numbers and techniques like H, Po, and Part A2.

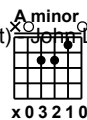
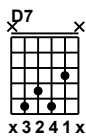
Musical staff with treble clef, 8va marking, and notes for measures 41-44.

Tablature for measures 41-44, including fret numbers and techniques like H, Sl, and Part A2.



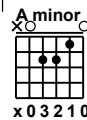
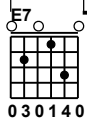
Musical staff with treble clef, 8va marking, and notes for measures 45-48.

Tablature for measures 45-48, including fret numbers and techniques like H, Sl, and Part A2.



Musical staff with treble clef, 8va marking, and notes for measures 45-48.

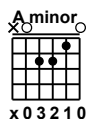
Tablature for measures 49-52, including a hammer-on (H) and triplets.



Musical staff with treble clef, 8va marking, and notes for measures 53-56.

Outro

Tablature for measures 53-56, including 'Part A1 x 2', 'Part A2', and 'Part A1 (bars 6-8)'.



Musical staff with treble clef, 8va marking, and notes for measures 57-60.

Tablature for measures 58-60, including 'Po' and 'Sl' markings.

Windy and Warm (harmony part)

John Loudermilk / Chet Atkins

Duet Arrangement by Rod Vervest
TabEdited by Craig Sinclair

Capo II (A minor position)

8va

4/4

Intro

1.

T
A
B

0 2 2 0 | 1 2 3 1 | 0 2 2 0 | 5 7 5 4 7

8va

2.

Part A1

5

Po

SI-SI

Po

T
A
B

0 8 0 | 5 5 7 5 | 7 7 8 7 7 5 | 5 5 7 5 | 5 5 5 5

8va

9

T
A
B

8 7 8 7 5 7 5 | 7 5 5 5 | 4 5 3 5 | 1 2 0 3 2

8va

Harmony for alternative Part A1 ending

13

TAB

0 0 3 4

7 0

5 5 5 5

4 5 3 5

Detailed description: This system contains a treble clef staff with a '8va' marking. It features a repeat sign followed by four measures of music. The first measure has a whole note chord (F4, A4, C5). The second measure has a whole note chord (G4, B4, D5). The third measure has a whole note chord (A4, C5, E5). The fourth measure has a whole note chord (B4, D5, F5). Below the staff is a guitar tablature with six lines. The first two lines are empty. The third line has fret numbers 0, 0, 3, 4. The fourth line has fret numbers 7, 0. The fifth line has fret numbers 5, 5, 5, 5. The sixth line has fret numbers 4, 5, 3, 5.

8va

Part A2

18

TAB

1 2 2 0 3 2 0 0 3 4

1 3 5 3

2 4 5 4

0 0

Detailed description: This system contains a treble clef staff with a '8va' marking. It features a repeat sign followed by four measures of music. The first measure has a whole note chord (F4, A4, C5). The second measure has a whole note chord (G4, B4, D5). The third measure has a whole note chord (A4, C5, E5). The fourth measure has a whole note chord (B4, D5, F5). Below the staff is a guitar tablature with six lines. The first line has fret numbers 1, 2, 2, 0, 3, 2, 0, 0, 3, 4. The second line has fret numbers 1, 3, 5, 3. The third line has fret numbers 2, 4, 5, 4. The fourth line has fret numbers 0, 0.

8va

23

TAB

1 0 2 0 3 0 0 2 3 2 0 (0)

2 0 3 0 0 3 0 1 3 5 3 1 (1)

0 0 3 0 0 0 0 0 0 0 0 0

H Po H Po

0-2 0 (0) 2-0 3

Detailed description: This system contains a treble clef staff with a '8va' marking. It features a sequence of eighth and sixteenth notes. Below the staff is a guitar tablature with six lines. The first line has fret numbers 1, 0, 2, 0, 3, 0, 0, 2, 3, 2, 0, (0). The second line has fret numbers 2, 0, 3, 0, 0, 3, 0, 1, 3, 5, 3, 1, (1). The third line has fret numbers 0, 0, 3, 0, 0, 0, 0, 0, 0, 0, 0, 0. There are brackets labeled 'H' and 'Po' under the first two pairs of notes in the third line. The fourth line has fret numbers 0-2, 0, (0), 2-0, 3.

8va

26

TAB

1 3 5 3 | 1 0 2 2 | 5 3-5-3 6 | 5 4-5-4 Sl 4

2 4 5 4 | 2 0 2 2 | 5 3-5-3 6 | 5 4-5-4 Sl 4

0 0 | 0 0 3 | 0 0 3 | 7 6-5

H Po

8va

Part B

30

TAB

Part A1

3 2 5 2 | 3 2 5 2 | 3 2 5 2 | 3 2 5 2

8va

35

TAB

3 2 5 3 | 4 3 5 2 | 5 3-5-3 6 | 5 | Part A1

H Po

8va

Part C

40

TAB

9 7 5 5 9

6 7 7 6 6 7 6 7 6

0 0 0 0 0 0 0 0 0

8va

43

TAB

7 5 5 9 7 5 7 5 7

0 7 7 6 0 7 6 5 7

0 0 0 0 0 0 0 0 0

8va

46

TAB

3 3 0 3 3 0 9 7 5 5

2 2 0 2 2 0 6 7 7 6 5 7 5

0 0 0 0 0 0 0 0 0 0 0 1

Po

8va

50

T
A
B

2 0 2 1 2 0 3 (3) 1 2 1 0 1 0 (0)

8va

53

T
A
B

7 5 3 2 Part A1 X 2 Part A2 Part A1 (bars 6-8) 7 5 5 5 5 5 4 3 5

Outro

8va

59

T
A
B

5 5 2 5 2 7 0 0